



*Model B61/CN-4PY34 Embedded Mount Bench  
with Green Powder Coat Frames,  
4 Ft. long with Yellow Recycled Plastic 3" x 4" Timbers.*

- **Comfortable seat design may be accessed from either side**
- **Wide curves at the corners of the frames also serve as comfortable armrests**
- **Sturdy, formed and welded steel frame construction**
- **Powder Coat frame finish**
- **Precision drilled 100% Recycled Plastic 3" x 4" Timbers**
- **Quality construction throughout**

#### **SPECIFICATIONS:**

- **Model B61 Series** end frames are one-piece welded construction with frame to meet 2" nominal steel pipe size specifications (2-3/8" O.D.) with each corner to be formed on a nominal 6" centerline radius. Seat brackets are constructed of 3-1/8" x 2" x 7 ga. die-formed steel angle with holes to mount six 3" x 4" timbers.
- Bench is designed to be permanently anchored by embedding bench legs in concrete footings.
- **Model B61-4** is a nom. 4 ft. in length.
- **Standard:** Frames are finished in Black powder coat (indicated by "/CB" in model no., e.g. B61/CB-4PC34).
- **Standard:** Seat is made of 100% Recycled Plastic molded into 3# x 4# nominal sized timbers with solid Cedar color (indicated by "PC" in model no., e.g. B61/CB-4PC34) formed throughout and a U.V. stabilizer added for ultra-violet protection. All timbers are precision drilled for assembly and all edges have a molded 3/8# radius with a bullnose profile timber used on outside positions.
  - All fasteners are provided for assembly.
- **Optional:** Color choices of powder coated steel frame components. For optional colors choices see Specification Bulletin #SPC-CO-001.
- **Optional:** Color choices of Recycled Plastic components. For optional colors choices see Specification Bulletin #SPC-CO-001.

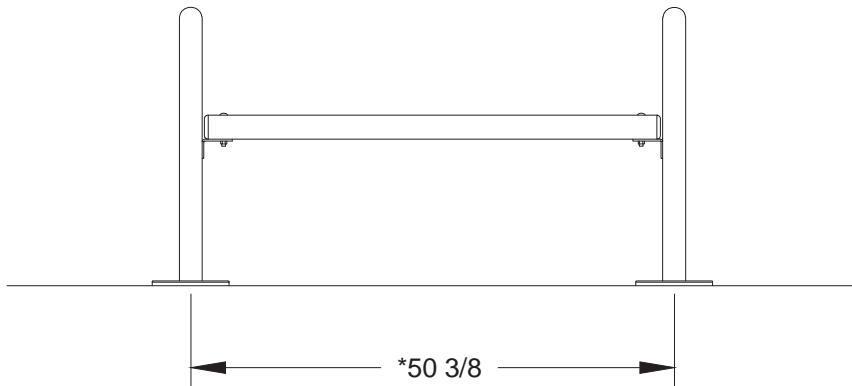
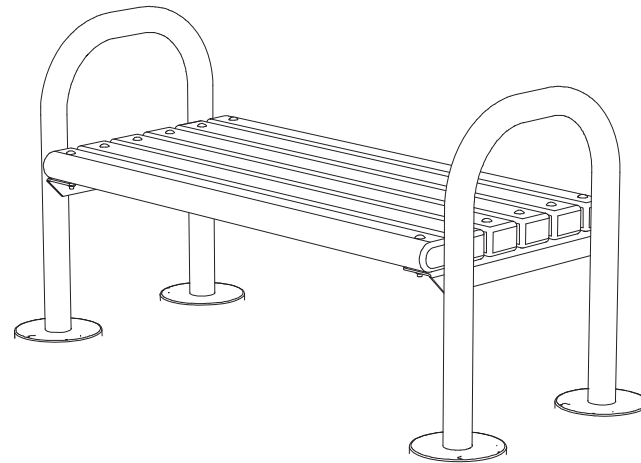
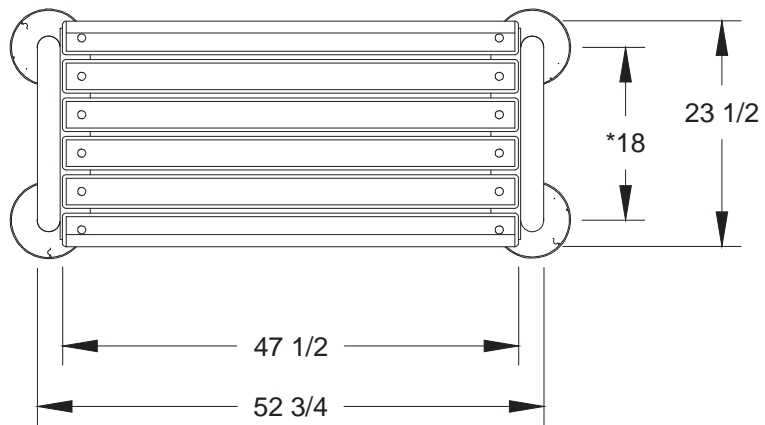
#### **AVAILABLE OPTIONS**

- **Choice of colors of Powder Coat Finish on steel frame components**
- **Choice of colors of Recycled Plastic**
- **Custom Lettering and Plaques available (call for details)**

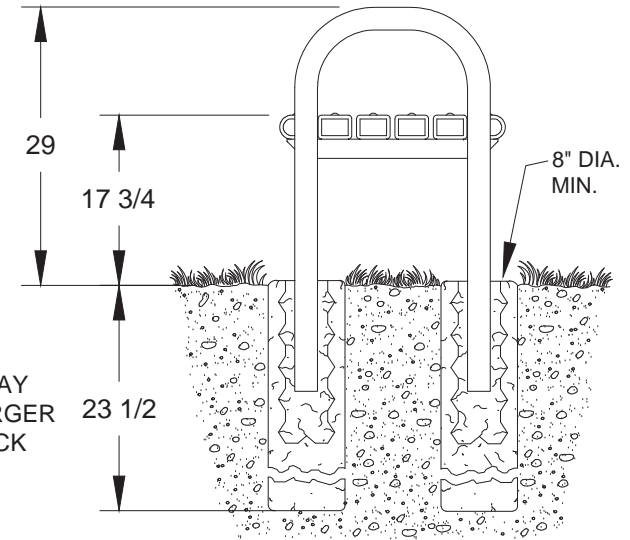
**RJ Thomas Mfg. Co., Inc.**

PO Box 946 • Cherokee, IA 51012-0946 • PH: 712-225-5115 • 800-762-5002 • FAX: 712-225-5796  
E-mail: pilotrock@rjthomas.com • Web Site: <https://www.pilotrock.com>

© 2021 RJ Thomas Mfg. Co., Inc. PILOT ROCK® Park Products is a registered trademark of RJ Thomas Mfg. Co., Inc.



\*CTR TO CTR  
OF FRAME POSTS



NOTE:  
LOCAL SOIL  
CONDITIONS MAY  
REQUIRE A LARGER  
FOOTING (CHECK  
LOCAL CODES)

ALL DIMENSIONS IN INCHES

ALL DIMENSIONS IN INCHES

**RJThomas Mfg. Co., Inc.**  
P.O. Box 946 • Cherokee, IA 51012-0946

DRAWN BY  
**WWM**

TITLE RIVERVIEW SERIES MODEL B61 4 FOOT FLAT EMBEDDED MOUNT BENCH  
WITH 3" X 4" RECYCLED PLASTIC TIMBERS

DATE 06-09-21

DWG. NO. AI-1601